

# Utronic

---

**Montageanleitung** Urinal für Batteriebetrieb

**Mounting instructions** Battery operated urinal

**Notice de montage** Urinoir pour alimentation sur pile

**Montageaanwijzing** Urinoir voor gebruik op batterij

**Istruzioni di montaggio** Orinatoio per alimentazione a batteria

**Instrucciones de montaje** Urinario para funcionamiento con batería

**Instruções de montagem** Urinol electrónico a pilhas

**Montaj kılavuzu** Pil ile çalışan pisuar için

**优楚尼克 安装说明** 电子感应式小便器

# 0830370000

# 0830370007

## Index

Deutsch	English	Français
<b>Technische Informationen</b>	<b>Technical information</b>	<b>Informations techniques</b>
Montagemaße ..... 4	Assembly dimensions..... 4	Cotes de montage ..... 4
<b>Montageanleitung</b>	<b>Mounting instructions</b>	<b>Notice de montage</b>
Urinal für Batteriebetrieb ..... 5	Battery operated urinal..... 5	Urinoir pour alimentation sur pile..... 5
<b>Serviceanleitung</b>	<b>Servicing instructions</b>	<b>Instructions d'entretien</b>
Elektronikeinheit austauschen ..... 6	Replace the electronic unit ..... 6	Remplacer l'unit électronique ..... 6
Batteriewechsel ..... 7	Battery replacement ..... 7	Remplacement de la pile..... 7
Magnetventil austauschen ..... 8	Replace the solenoid valve ..... 8	Remplacer l'électrovanne ..... 8
Schmutzsieb reinigen ..... 9	Cleaning the dirt trap..... 9	Nettoyer le filtre impuretes..... 9

Nederlands	Italiano	Español
<b>Technische informatie</b>	<b>Dati tecnici</b>	<b>Información técnica</b>
Montagematen ..... 4	Dimensioni di montaggio ..... 4	Medidas de montaje ..... 4
<b>Montageaanwijzing</b>	<b>Istruzioni di montaggio</b>	<b>Instrucciones de montaje</b>
Urinoir voor gebruik op batterij ..... 5	Orinatoio per alimentazione a batteria ..... 5	Urinario para funcionamiento con batería ..... 5
<b>Onderhoudsinstructie</b>	<b>Istruzioni per la manutenzione</b>	<b>Instrucciones de mantenimiento</b>
Elektronische eenheid vervangen ..... 6	Sostituzione dell unit elettronica ..... 6	Cambiar la unidad electrónica ..... 6
Batterijvervangng ..... 7	Sostituzione delle batterie ..... 7	Cambiar la batería ..... 7
Magneetventiel vervangen ..... 8	Sostituzione della valvola elettromagnetica..... 8	Cambiar la válvula magnética ..... 8
Vuilzeef reinigen ..... 9	Pulizia del filtro..... 9	Limpiar el filtro de suciedad ..... 9

Portuguêse	Türkçe	中文
<b>Informação técnica</b>	<b>Teknik bilgiler</b>	<b>技术信息</b>
Dimensões de montagem..... 4	Montaj ölçüleri ..... 4	安装尺寸 ..... 4
<b>Instruções de serviço</b>	<b>Montaj talimatı</b>	<b>安装说明</b>
Urinol electrónico a pilhas ..... 5	Pil ile çalışan pisuar için ..... 5	电子感应式小便器 ..... 5
<b>Instruções de serviço</b>	<b>Servis kılavuzu</b>	<b>使用说明</b>
Substituição da unidade electrónica ..... 6	Elektronik devre ve algılayıcının değişimi..... 6	更换电子元件 ..... 6
Substituição da bateria .....7	Pil değişimi .....7	更换电池 .....7
Substituição da electroválvula ..... 8	Solenoid valf değişimi ..... 8	更换电磁阀 ..... 8
Limpeza do filtro ..... 9	Pislik tutucu değişimi..... 9	清理存水弯 ..... 9

Lage der Befestigungspunkte  
Wasseranschluss

Positie van de bevestigingspunten  
Wateraansluiting

Posição das fixações  
Pontos de água

Position of fixing points  
Water supply

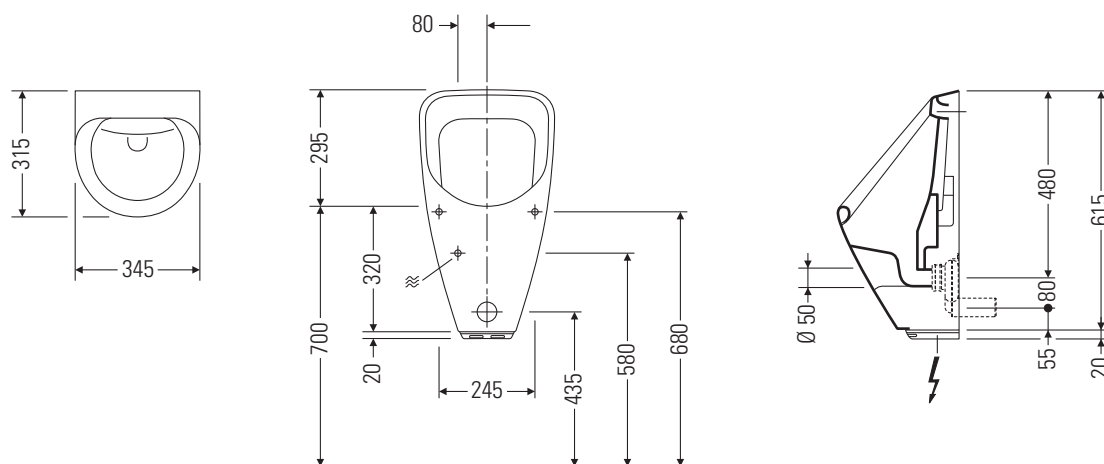
Posizione punti di fissaggio  
Raccordo idraulico

Montaj yerleri  
Su bağlantı noktaları

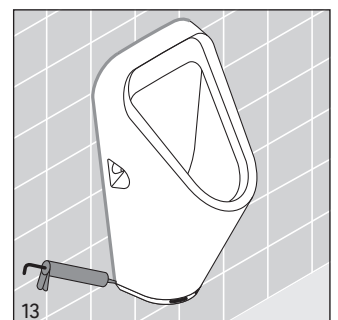
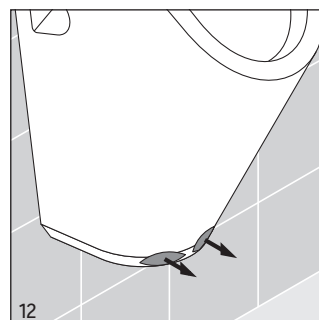
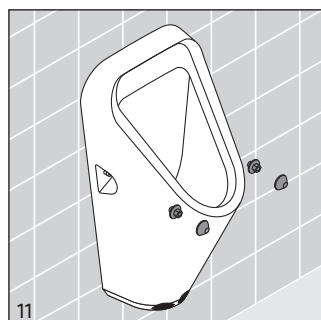
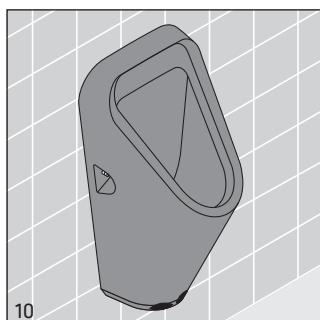
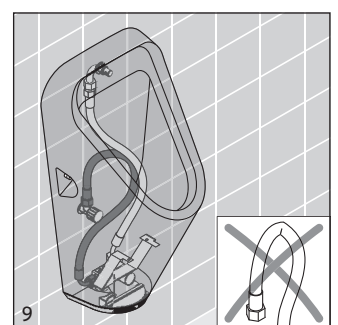
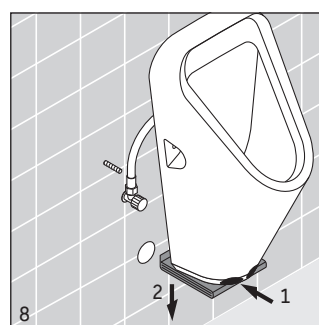
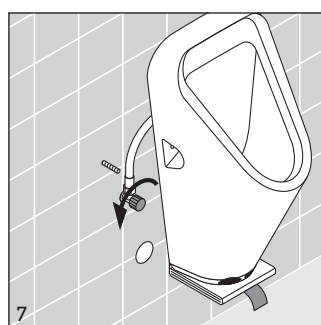
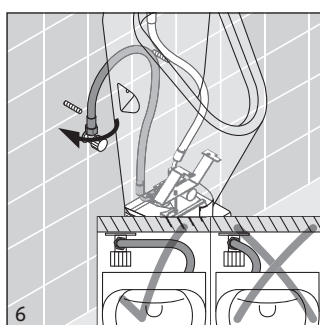
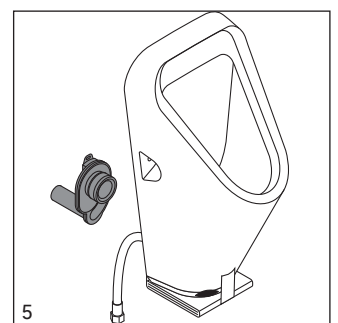
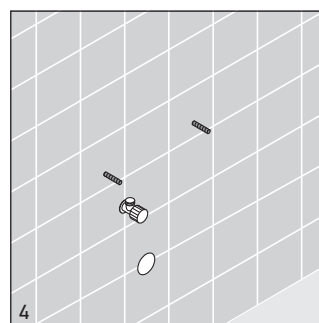
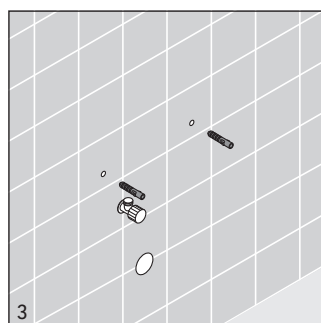
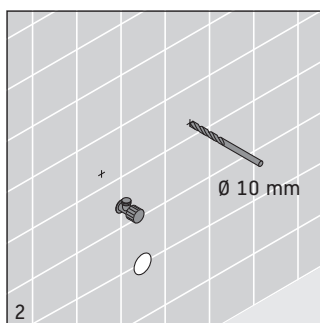
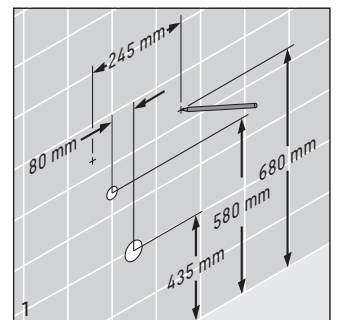
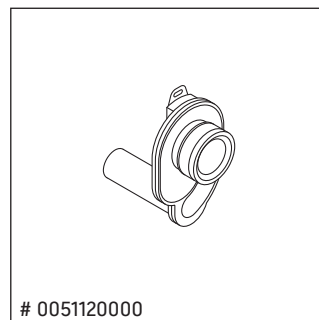
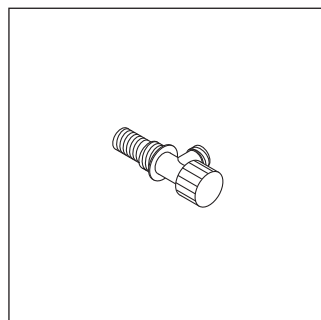
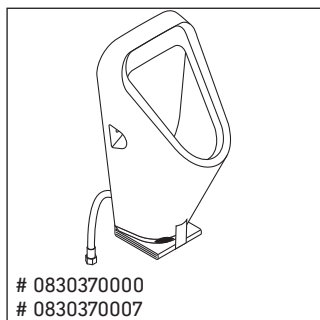
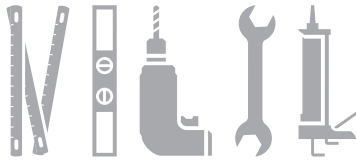
Emplacement des points d'ancrage  
Raccordement d'eau

Posición de los puntos de sujeción  
Puntos de alimentación de agua

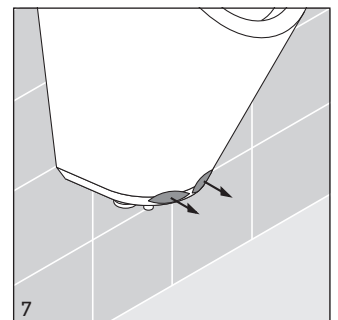
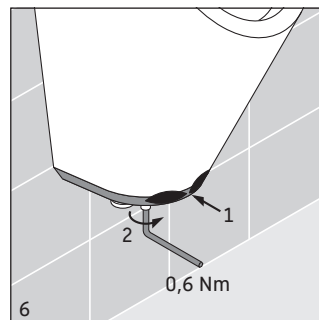
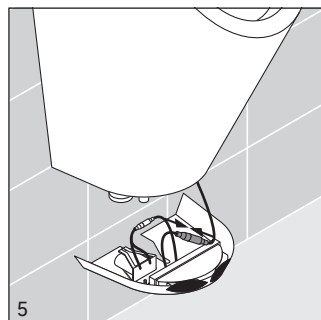
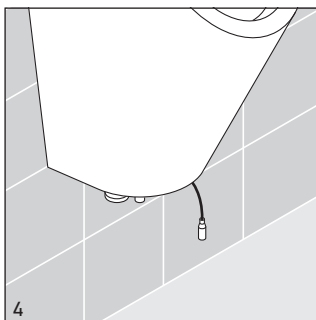
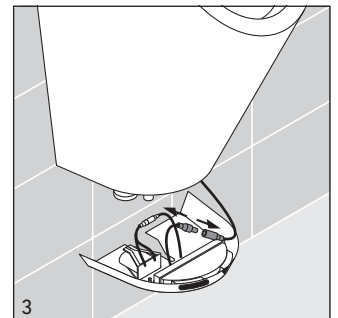
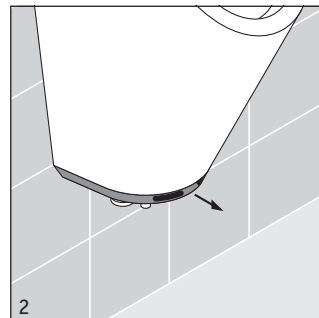
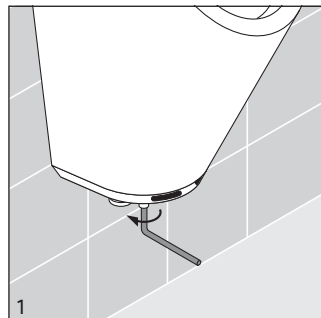
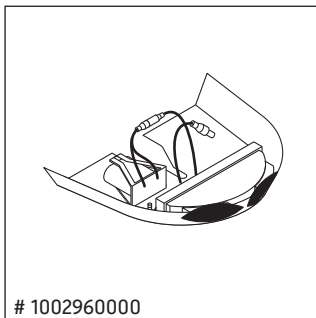
固定位置  
供水



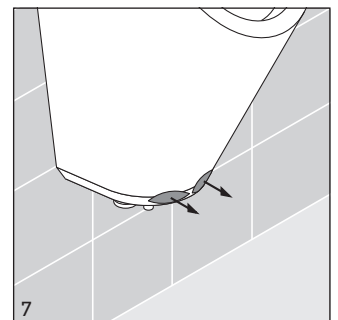
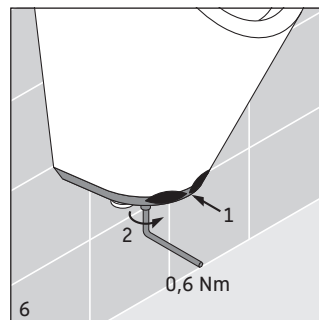
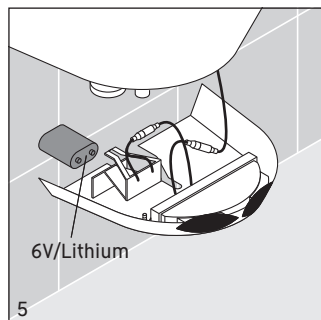
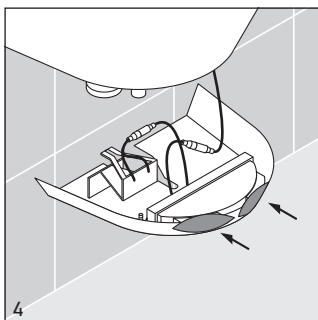
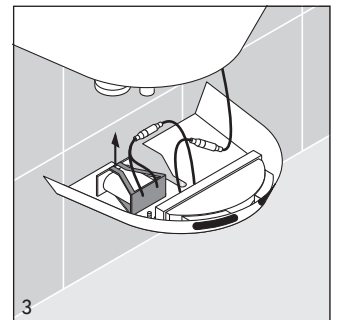
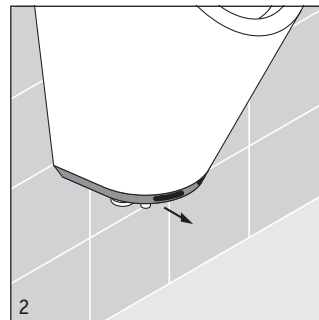
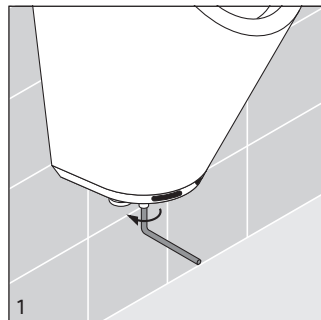
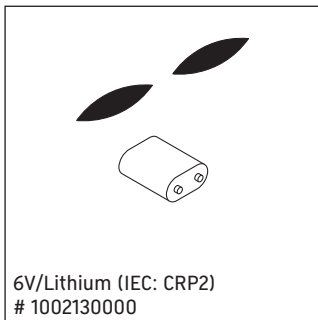
Technische Verbesserungen und optische Veränderungen an den abgebildeten Produkten behalten wir uns vor.  
We reserve the right to make technical improvements and enhance the appearance of the products shown.  
Nous nous réservons le droit d'apporter des améliorations techniques et de modifier l'apparence visuelle des produits présentés.  
Technische verbeteringen en optische wijzigingen ten opzichte van de afgebeelde producten voorbehouden.  
Con riserva di apportare modifiche tecniche.  
Nos reservamos el derecho de realizar modificaciones técnicas y de aspecto de los productos representados.  
Reservamo-nos o direito de efectuar melhorias técnicas e alterações visuais que beneficiem os produtos apresentados.  
Belirtilen ürünlerde teknik iyileştirme ve görsel değişiklik yapma haklarımız saklıdır.  
由于技术改进, 我们保留改变产品规格说明的权利。



Elektronikeinheit austauschen  
 Replacing the electronic unit  
 Remplacer l'unit électronique  
 Elektronische eenheid vervangen  
 Sostituzione dell'unit elettronica  
 Cambiar la unidad electrónica  
 Substituição da unidade electrónica  
 Elektronik ünite deęişimi  
 更换电子元件



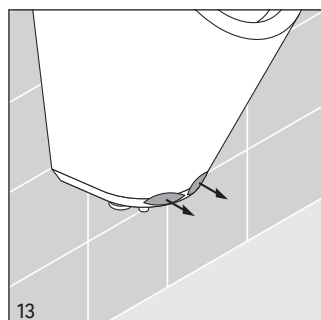
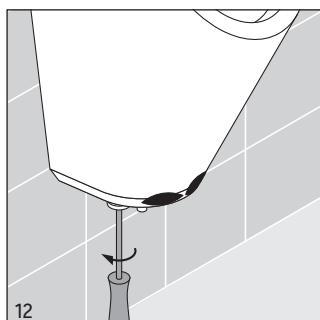
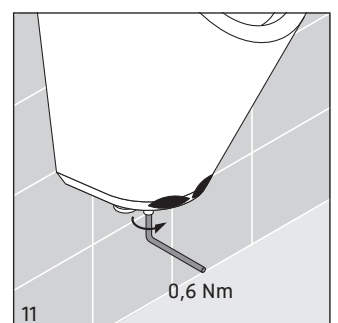
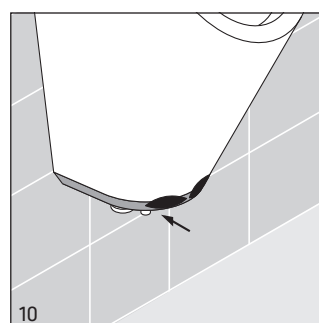
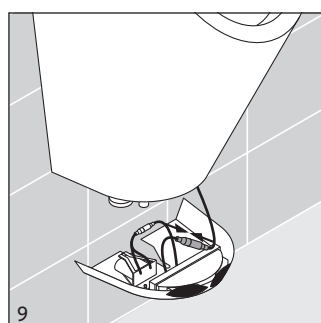
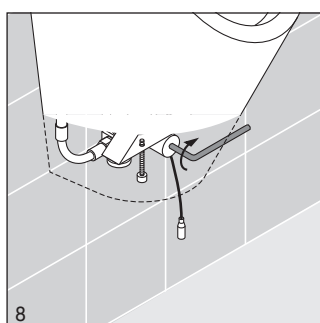
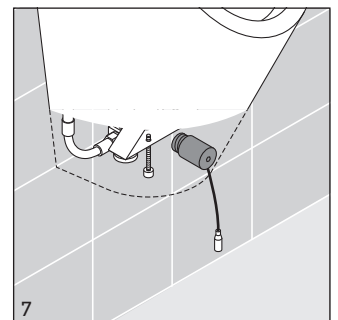
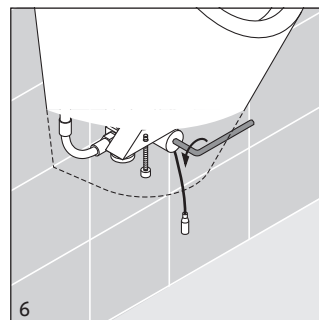
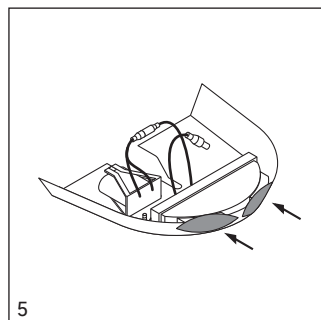
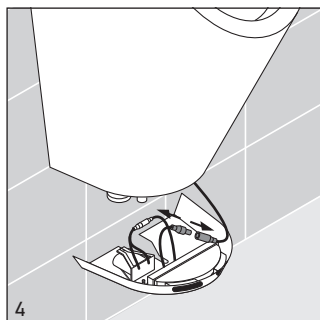
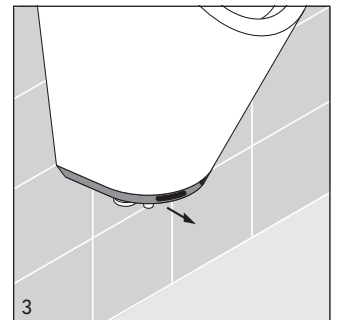
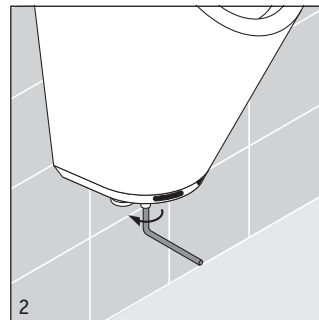
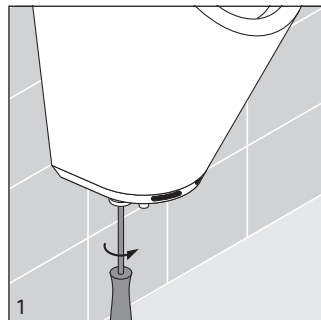
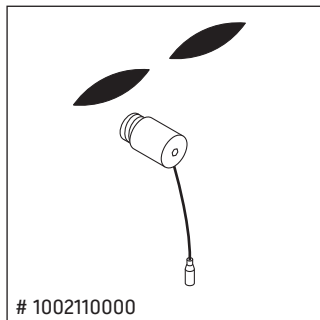
Batteriewechsel  
 Battery replacement  
 Remplacement de la pile  
 Batterijvervanging  
 Sostituzione della batterie  
 Cambiar la batería  
 Substituição da bateria  
 Pil deęişimi  
 更换电池





Magnetventil austauschen  
Replacing the solenoid valve  
Remplacer l'électrovanne  
Magneetventiel vervangen  
Sostituzione della valvola  
elettromagnetica

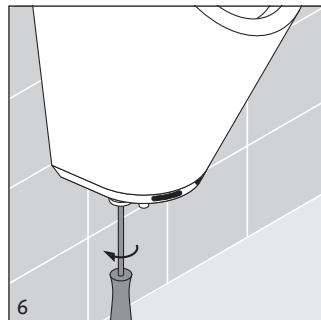
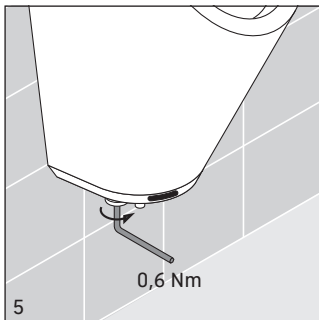
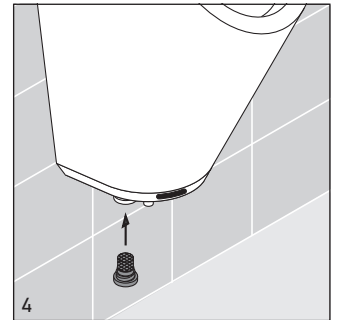
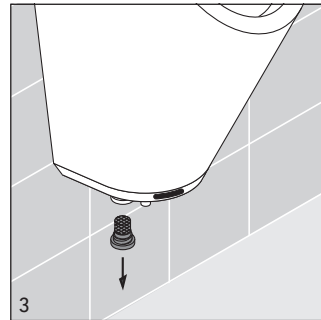
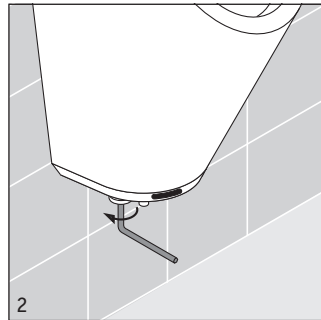
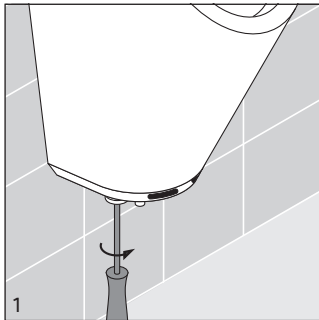
Cambiar la válvula magnética  
Substituição da electroválvula  
Solenoid valf değiřimi  
更换电磁阀







Schmutzsieb reinigen  
 Cleaning the dirt trap  
 Nettoyer le filtre impuretes  
 Vuilzeef reinigen  
 Pulizia del filtro  
 Limpiar el filtro de suciedad  
 Limpeza do filtro  
 Pislik tutucu temizliği  
 清理存水弯







**Duravit AG**  
Werderstr. 36  
78132 Hornberg  
Germany  
Phone +49 78 33 70 0  
Fax +49 78 33 70 289  
info@duravit.de  
www.duravit.de

---

