

Starck 3

Montageanleitung WC-Sitz Vital

Mounting instructions Toilet seat and cover Vital

Notice de montage Abattants pour WC Vital

Montageaanwijzing Zitting Vital

Istruzioni di montaggio Sedile Vaso Vital

Instrucciones de montaje Asiento y tapa de inodoro Vital

Instruções de montagem Tampo de sanita Vital

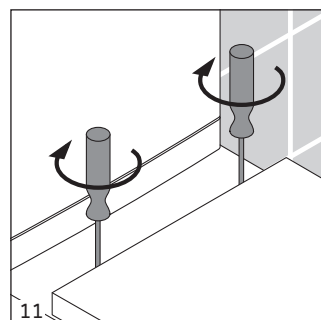
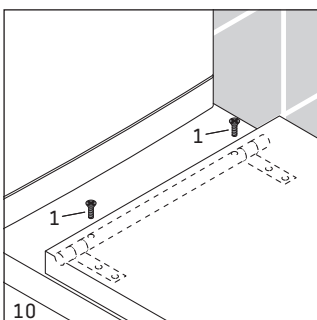
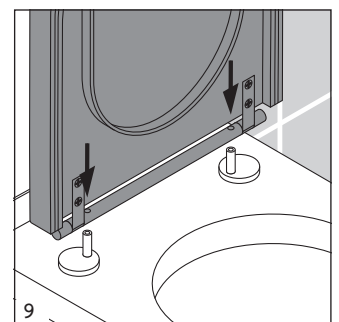
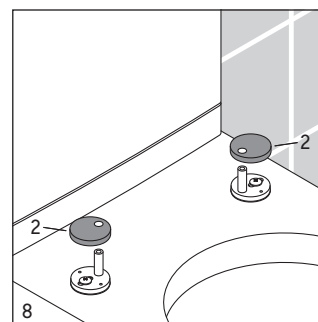
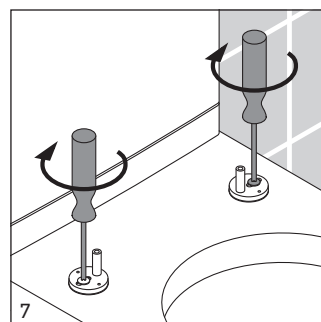
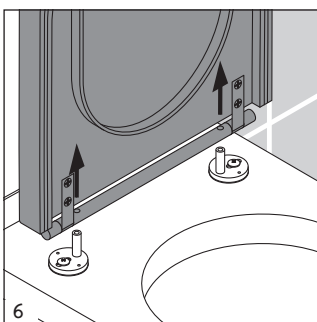
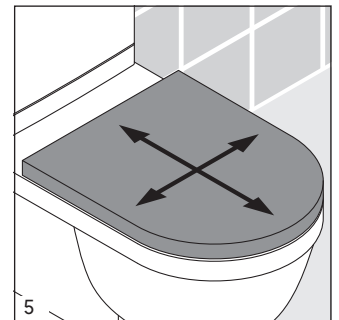
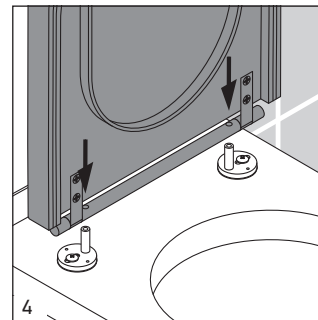
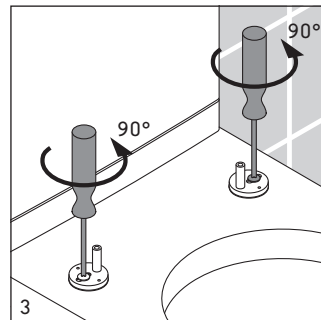
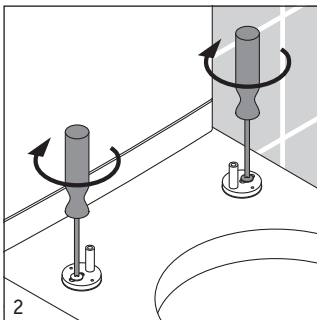
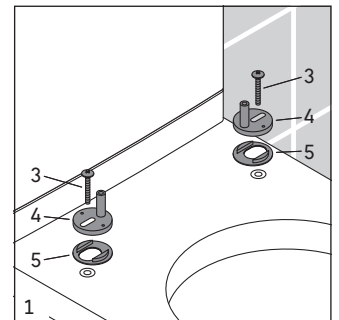
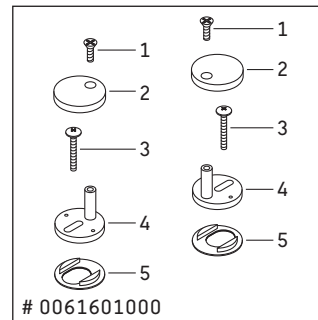
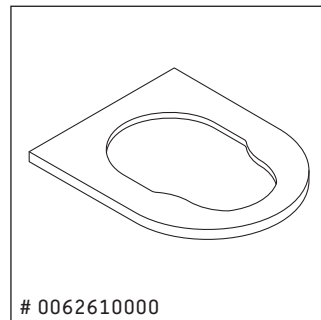
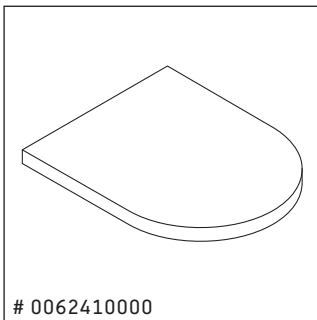
Montaj kılavuzu Klozet kapağı Vital

斯达克3 安装说明 座便器盖板

0062410000

0062610000

Technische Verbesserungen und optische Veränderungen an den abgebildeten Produkten behalten wir uns vor.
We reserve the right to make technical improvements and enhance the appearance of the products shown.
Nous nous réservons le droit d'apporter des améliorations techniques et de modifier l'apparence visuelle des produits présentés.
Technische verbeteringen en optische wijzigingen ten opzichte van de afgebeelde producten voorbehouden.
Con riserva di apportare modifiche tecniche.
Nos reservamos el derecho de realizar modificaciones técnicas y de aspecto de los productos representados.
Reservamo-nos o direito de efectuar melhorias técnicas e alterações visuais que beneficiem os produtos apresentados.
Belirtilen ürünlerde teknik iyileştirme ve görsel değişiklik yapma haklarımız saklıdır.
由于技术改进，我们保留改变产品规格说明的权利。



Duravit AG
Werderstr. 36
78132 Hornberg
Germany
Phone +49 78 33 70 0
Fax +49 78 33 70 289
info@duravit.de
www.duravit.de

