










PD 051

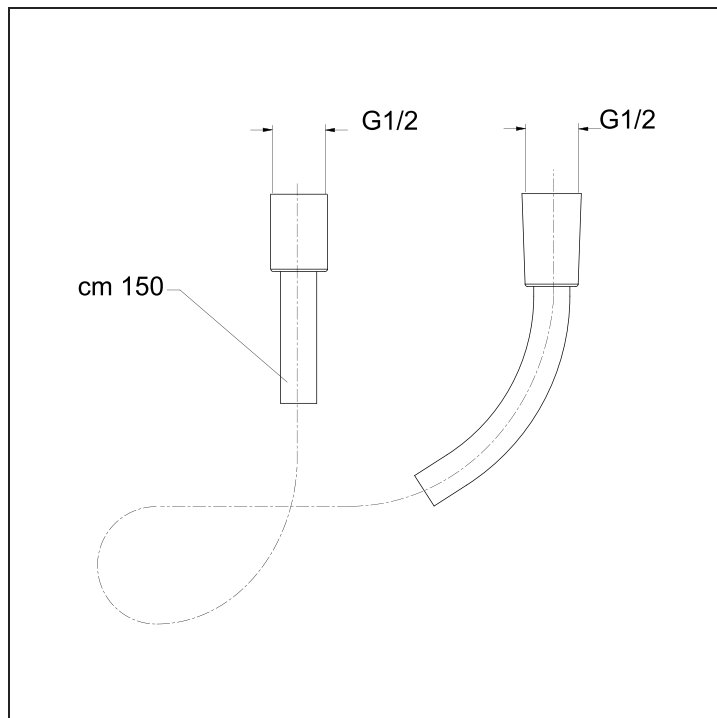
CRISTINA

150 cm 1/2"x 1/2" swivel LONG LIFE flexible hose



FINISHINGS

-  13 Black mat (RAL 9005)
-  24 White mat (RAL 9016)
-  72 Black polished chrome
-  75 Black brushed chrome
-  77 Metallic brushed
-  80 Polished metallic
-  28 Stainless steel AISI 316 L
-  51 Chrome
-  52 Yellow gold



FEATURES

- Shower kit